

Para Image™ II


Parabolic Louvers

11/2" x 11/2" x 1"

- Ergonomically Designed
- Low Brightness
- Aesthetically Pleasing
- Universally Adaptable
- Acrylic or Styrene

This ergonomic lighting louver is responsible for creating an ambience which dictates a productive work environment pleasing to all. Suitable for general office areas, CRT areas, retail stores and merchandising areas, The Para Image II louver sets the pace.

Because the Para Image II is so popular and efficient, we offer it as a stock item in several of the standard flange sizes. If you need to fit something a little out of the ordinary, our fabrication division can customize this louver to any size 4' x 4' or smaller. Call for details.



LOUVER
31°

Technical Data

Efficiency: 51.9%

Shielding angle: 31°

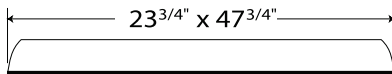
V.C.P. 93%

1" 1 1/2"

ORDERING INFORMATION:

Design #1 ~ Standard Panel Ceiling Style ~ No Flange

2 x 4 size



Dimensions	Color**	Styrene Part #	Acrylic Part #	Carton Quantity	Carton Weight
23 3/4" X 47 3/4"	SPECULAR SILVER	LI-2-24-S1	LI-2-24-S1A	9	60 LBS
23 3/4" X 47 3/4"	SPECULAR GOLD	LI-2-24-G1	LI-2-24-G1A	9	60 LBS
23 3/4" X 47 3/4"	SEMI-SPECULAR SILVER	LI-2-24-SS1	LI-2-24-SS1A	9	60 LBS
23 3/4" X 47 3/4"	WHITE OPAL	ACRYLIC	LI-2-24-W1A	9	60 LBS

**Custom Colors available upon request. Please note: custom colors may be subject to minimums.
When ordering please provide cut size. Cut to: _____ x _____ ie. 11 3/4" x 47 3/4"

Para Image™ II


Parabolic Louvers

11/2" x 11/2" x 1"

- Ergonomically Designed
- Low Brightness
- Aesthetically Pleasing
- Universally Adaptable
- Acrylic or Styrene

This ergonomic lighting louver is responsible for creating an ambience which dictates a productive work environment pleasing to all. Suitable for general office areas, CRT areas, retail stores and merchandising areas, The Para Image II louver sets the pace.

Because the Para Image II is so popular and efficient, we offer it as a stock item in several of the standard flange sizes. If you need to fit something a little out of the ordinary, our fabrication division can customize this louver to any size 4' x 4' or smaller. Call for details.



Technical Data

Efficiency: 51.9%
 Shielding angle: 31°
 V.C.P. 93%

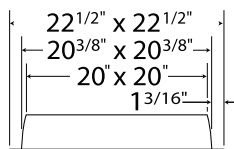


ORDERING INFORMATION:

Design #4 ~ Narrow Body / Small Flange

1 x 4 size

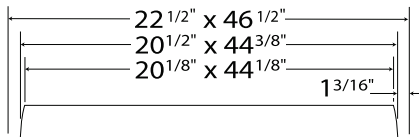
2 x 2 size



Dimensions Color** Styrene Part # Acrylic Part # Carton Quantity Carton Weight

Dimensions	Color**	Styrene Part #	Acrylic Part #	Carton Quantity	Carton Weight
AVAILABLE UPON REQUEST, PLEASE CALL					
22 1/2" X 22 1/2"	SPECULAR SILVER	LI-2-22-S4	LI-2-22-S4A	16	60 LBS
22 1/2" X 22 1/2"	SPECULAR GOLD	LI-2-22-G4	LI-2-22-G4A	16	60 LBS
22 1/2" X 22 1/2"	SEMI-SPECULAR SILVER	LI-2-22-SS4	LI-2-22-SS4A	16	60 LBS
22 1/2" X 22 1/2"	WHITE OPAL	N/A	LI-2-22-W4A	16	60 LBS

2 x 4 size



Dimensions	Color**	Styrene Part #	Acrylic Part #	Carton Quantity	Carton Weight
22 1/2" X 46 1/2"	SPECULAR SILVER	LI-2-24-S4	LI-2-24-S4A	8	60 LBS
22 1/2" X 46 1/2"	SPECULAR GOLD	LI-2-24-G4	LI-2-24-G4A	8	60 LBS
22 1/2" X 46 1/2"	SEMI-SPECULAR SILVER	LI-2-24-SS4	LI-2-24-SS4A	8	60 LBS
22 1/2" X 46 1/2"	WHITE OPAL	N/A	LI-2-24-W4A	8	60 LBS

** Custom Colors available upon request. Please note: custom colors may be subject to minimums. When ordering please provide cut size. Cut to: _____ x _____ ie. 11 3/4" x 47 3/4"