

# Para Image™

## Aluminum II - Standard

- High Lighting Efficiency
- Low Brightness
- Eliminates Glare
- 78 or 105 Cell Configurations

The Para Image Aluminum II is a standard aluminum parabolic louver which utilizes an optimized optical design that is compatible with most manufacturers door frames. The parabolic shape provides uniform low brightness and excellent visual control; in addition, aluminum louvers are non-combustible, making them an excellent choice in almost any environment. This flanged aluminum louver has been specially designed to a standard cell depth, cell dimension, cell spacing and exterior flange, thus providing the economies of scale for a mass produced product. The Para Image Aluminum II - Standard will meet and exceed your expectations.

### 78 Cell

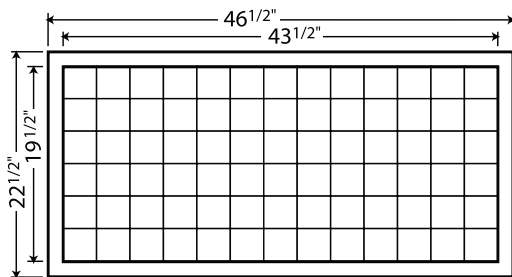


#### NOTE

These louvers are available in other colors and finishes and also in 1x4 or 2x2 grid sizes. Please ask our sales technicians for details.

### ORDERING INFORMATION:

#### 78 Cell with Flange



#### Technical Data



Efficiency: 69.8%  
Shielding angle: 26°  
V.C.P. 83%



#### Dimensions\*\*

22 1/2" X 46 1/2"  
22 1/2" X 46 1/2"  
22 1/2" X 46 1/2"  
22 1/2" X 46 1/2"

#### Color\*\*

SPECULAR SILVER  
SPECULAR GOLD  
SEMI-SPECULAR SILVER  
SEMI-SPECULAR GOLD

#### Part #

LI-PA2-24-78-S  
LI-PA2-24-78-G  
LI-PA2-24-78-SS  
LI-PA2-24-78-SG

#### Carton Quantity

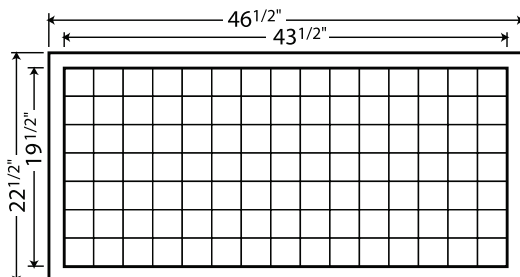
4  
4  
4  
4

#### Carton Weight

20 LBS  
20 LBS  
20 LBS  
20 LBS

\*\* Available in other colors, sizes and finishes as a custom product, please call.  
When ordering please provide cut size. Cut to: \_\_\_\_\_ x \_\_\_\_\_

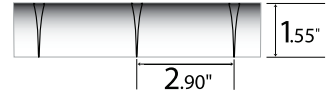
#### 105 Cell with Flange



#### Technical Data



Efficiency: 70.3%  
Shielding angle: 28°  
V.C.P. 85%



#### Dimensions\*\*

22 1/2" X 46 1/2"  
22 1/2" X 46 1/2"  
22 1/2" X 46 1/2"  
22 1/2" X 46 1/2"

#### Color\*\*

SPECULAR SILVER  
SPECULAR GOLD  
SEMI-SPECULAR SILVER  
SEMI-SPECULAR GOLD

#### Part #

LI-PA2-24-105-S  
LI-PA2-24-105-G  
LI-PA2-24-105-SS  
LI-PA2-24-105-SG

#### Carton Quantity

4  
4  
4  
4

#### Carton Weight

20 LBS  
20 LBS  
20 LBS  
20 LBS

\*\* Available in other colors, sizes and finishes as a custom product, please call.  
When ordering please provide cut size. Cut to: \_\_\_\_\_ x \_\_\_\_\_